



# AIRLESS ACCESSORIES

Graco's Complete Line of Professional  
Airless Accessories



PROVEN QUALITY. LEADING TECHNOLOGY.



# SPEND LESS TIME. MAKE MORE MONEY.

Maximize your performance and get to the next job faster by customizing your sprayer with genuine Graco accessories.

## GET THE MOST OUT OF YOUR SPRAYER

Everything on a job can be done more efficiently with just one sprayer if you use the right accessories.

## TRUST YOUR BUSINESS AND REPUTATION TO GRACO

There is nothing like genuine Graco quality. Graco is committed to providing the highest quality accessories and genuine Graco replacement parts available, backed by the industry's best warranty.

## AMERICAN BUILT QUALITY FOR OVER 60 YEARS

100% factory-tested and field-proven Graco accessories and genuine Graco replacement parts are designed, manufactured, and assembled in the USA.

## INDUSTRY-LEADING WARRANTY

Behind every Graco accessory and replacement part is the industry's strongest warranty. You may never use Graco's warranty — but if you do, we will be there.

## GRACO-ONLY ACCESSORIES TO HELP YOU FINISH FASTER



CONTRACTOR PC™

**NEW** CONTRACTOR PC  
COMPACT

**CONTRACTOR<sub>PC</sub>**

PATENT PENDING

### THE LIGHTEST, MOST COMFORTABLE SPRAY GUNS EVER BUILT

- Lightest weight guns in their class
- Up to 50% lighter trigger pull
- Complete gun rebuild in seconds with ProConnect™






**PATENTED**

### **RAC X™ LOW PRESSURE SWITCHTIPS™**


- Less prep and cleanup time
- Less mess with less overspray
- Easiest pattern overlap
- Up to 2X life



**PATENTED**

### **CLEANSHOT™ SHUT-OFF VALVE**

- Finish faster without resurfacing and touch-ups
- Eliminates spits and drips when using extensions
- Spray walls and ceilings with 180° tip swivel



**PATENT PENDING**

### **JETROLLER™**

- Finish your job 4X faster
- 2-In-1 spray and rolling system
- Back rolling and spraying in one pass
- Low overspray design reduces prep and cleanup



# CONTRACTOR PC

## AIRLESS SPRAY GUNS

### The Lightest, Most Comfortable Guns Ever Built

The Contractor PC airless spray guns deliver exclusive Graco innovations in comfort and durability that you'll come to rely on for every job.

### CHOOSE YOUR SIZE



17Y042

**CONTRACTOR PC**




19Y349

**NEW**

**CONTRACTOR PC  
COMPACT**

### SPRAY EVERY JOB



### EXPERIENCE THE DIFFERENCE

- ✓ **Lightest weight guns in their class**
- ✓ **Up to 50% lighter trigger pull force**
- ✓ **Complete gun rebuild in seconds with ProConnect**

### NEW CONTRACTOR PC COMPACT

**The lightest, smallest airless  
spray gun ever built**

25% lighter and smaller, delivering all-day comfort and control—designed for maximum flexibility on any job.

*"The Compact gun is small and works great on any job because it is lightweight and fits my hand perfectly"*

**Kyle S.  
Swanson & Youngdale  
St. Louis Park, MN**







## GUN & WHIP KITS

PC Compact gun available with 1/8"- whip hose delivering unmatched flexibility, comfort and control.  
(See page 13 for kit numbers)

## Benefits You'll Appreciate on Every Job

- ▶ Lightest weight guns in their class
- ▶ Up to 50% lighter trigger pull force
- ▶ Gun rebuild in seconds with ProConnect

## Reduce Downtime — Keep Spraying

### On-the-job gun rebuild


- Exclusive ProConnect Replacement Cartridge
- Needle and all wear parts in one simple part
- Simply replace cartridge — it's like getting a brand new gun



2-finger



3-finger



4-finger

### E-Z Fit™ Adjustable Trigger (Contractor PC Gun Only)

- Quickly customize the trigger length to fit any hand size or situation
- Choose 2, 3 or 4-finger position. The choice is yours!



Lift Trigger



Remove ProConnect Cartridge



Install New Cartridge

You're ready to spray!

Easy 1-finger, ambidextrous lock

50% LESS TRIGGER PULL AND HOLD FORCE

## Finish Jobs Faster With Less Fatigue

Delivers the most comfortable and lightest weight spray experience, ever.

- Lightest trigger pull force at all spray pressures
- Lightest trigger hold force at all spray pressures

Comfortable, contoured handle design

EasyGlide™ Swivel for effortless hose management

Learn more at  
[Graco.com/ContractorPC](http://Graco.com/ContractorPC)

DESCRIPTION	CONTRACTOR PC	CONTRACTOR PC COMPACT
Contractor PC with RAC X LTX 517 SwitchTip	17Y042	19Y349
Contractor PC with RAC X Low Pressure LP 517 SwitchTip	17Y043	19Y350
Contractor PC with RAC X Fine Finish Low Pressure FFLP 210 SwitchTip	17Y470	19Y443
Contractor PC ProConnect Replacement Cartridge	17Y297	

## CONTRACTOR SERIES

As the #1 choice of painting contractors, Graco's Contractor PC and PC Compact, Contractor, and Contractor FTx® Guns are designed to be the longest lasting, most reliable airless spray guns on the market.




PATENTED

Contractor FTx  
288429



PATENTED

Contractor  
288420



PATENT PENDING

Contractor PC  
17Y042



PATENT PENDING

Contractor PC Compact  
19Y349



### ERGONOMIC DESIGN

- Lightweight design reduces operator fatigue
- Contractor and Contractor PC feature a form-fitted handle providing maximum control and comfort
- Detachable trigger guard swings clear of gun handle for easy filter access

### GUN TRIGGER AND TRIGGER LOCK

- Smooth, lightweight trigger pull with simple, thumb-engaged safety lock
- Custom trigger options

### EASYGLIDE SWIVEL

- Exclusive dual-seat swivel design reduces sealing friction under pressure, making this the best swivel on the market

### EASY OUT™ GUN FILTER

- Filters from the inside out to prevent filter from collapsing

### GUN REPAIR SOLUTIONS

#### CONTRACTOR AND CONTRACTOR FTx



288488



17Y297

#### CONTRACTOR PC

Reduce downtime with 1-part, on-the-job gun rebuild



## SILVER PLUS™

As the preferred gun for high-pressure applications, Graco's Silver Plus Gun is known for its durability, long life, spraying performance, and comfortable design.



Silver Plus Gun  
246240

### LIGHTWEIGHT, RUGGED DESIGN

- Durable forged aluminum withstands harsh work environments
- Lighter weight than competitive guns
- Polished body is easy to clean

### EXCLUSIVE NEEDLE DESIGN

- Factory-set needle needs no trigger adjustments
- Guaranteed for life against breakage
- Maximum performance and long life

### 2-FINGER TRIGGER DESIGN AND HANDLE

- Form-fitted handle for less fatigue
- Provides more control of gun while spraying

### STAINLESS STEEL FLUID TUBE

- Fluid flows directly to the tip through the gun fluid tube, giving you the ability to spray heavier materials, such as high solid coatings and mastics, up to 5000 psi (345 bar, 34.5 MPa)

### LIGHT VISCOSITY NEEDLE KIT AVAILABLE

- Provides faster shutoff to reduce spitting of light viscosity material



## HEAVY-DUTY GUNS

The ideal guns for heavy coatings and joint compounds. These guns feature oversized fluid passages and a filterless design for maximum flow and superior atomization.



Heavy-Duty  
Texture Gun  
241705



Flex Plus™ Gun  
246468

### OVERSIZED FLUID PATH

- No-filter design offers minimal restriction and maximum flow
- Minimizes pack-out with heavy materials
- Reduces pressure drop for superior atomization

### ERGONOMIC DESIGN

- Form-fitting handle provides maximum control and comfort while spraying
- Optimized trigger and lightweight design allows effortless, all-day spraying

### PATENTED NEEDLE DESIGN

- Factory-set needle—no adjustment ever
- Heavy-duty design for maximum performance and long life

### JOBSITE PROVEN

- Perfect for skim coat in a Level 5 finish, drywall, mud, expoxies, and a complete range of paints and primers



	CONTRACTOR FTX	CONTRACTOR	CONTRACTOR PC COMPACT	CONTRACTOR PC	SILVER PLUS	HEAVY-DUTY TEXTURE	FLEX PLUS
2-Finger	288429, RAC X LTX 515	288420, RAC X LTX 517 288421, RAC 5 517	19Y349, RAC X LTX 517 19Y350, RAC X LP 517 19Y443, RAC X FFLP 210	17Y042, RAC X LTX 517 17Y043, RAC X LP 517, 17Y470, RAC X FFLP 210	246240, RAC X LTX 517 243283, RAC 5 517 235460, No Tip, Flat Tip Guard 235462, No Tip, Fine Finish Flat Tip Guard	Not Available	246468, RAC X LTX 517 248157, RAC 5 for LineLazer®
4-Finger	288430, RAC X LTX 515 288431, RAC 5 515	288425, RAC X LTX 517	Not Available	Adjustable Trigger	Not Available	241705, RAC X LTX 531	Not Available
Max Working Pressure	3600 psi (248 bar, 24.8 MPa)				5000 psi (345 bar, 34.5 MPa)	4000 psi (276 bar, 27.6 MPa)	5000 psi (345 bar, 34.5 MPa)
Materials	Lacquers, stains, interior/exterior latex, enamels, dryfall, and elastomerics				High solids, smooth textures, mastics, and protective coatings	Heavy coatings and joint compounds	
Repair Kit	288488		17Y297		235474 (for 235462 use 235475)	237260	235474




# CHOOSE THE MOST PRODUCTIVE SPRAY TIP FOR YOUR JOB







Choosing the right tip for the job will determine the quality of your finish and help you save time and money. Each Graco spray tip is 100% tested for flow rate to meet the tough standards of painting contractors and ensure the quality you've come to expect from Graco.

- Use smaller orifice sizes when applying light viscosity materials such as stains and lacquers
- Use larger orifice sizes for heavier viscosity coatings such as latex

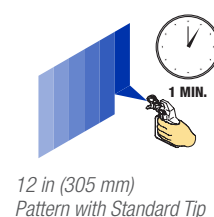
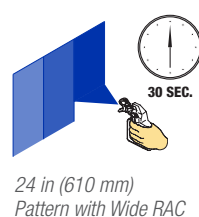
MATERIALS RECOMMENDED TO BE SPRAYED	TIP SIZES (IN)
Oil-base stains, lacquers, and clear coats	0.009 - 0.013
Oil-base enamels and industrial enamels	0.013 - 0.015
Latex paint	0.015 - 0.019
Heavy latex and smooth elastomerics	0.021 - 0.025
Elastomerics and block fillers	0.025 - 0.039

## GRACO SPRAY TIPS ARE BUILT TO THE HIGHEST STANDARDS AND ENSURE THE BEST FINISH IN THE INDUSTRY.

GOOD	BETTER	BEST
		
<b>RAC® 5</b>	<b>RAC X™ LTX</b>	<b>RAC X LOW PRESSURE</b>
Precision spray tip provides excellent fan pattern life and high quality finish	Next generation with 50% longer fan pattern life	Spray at lower pressure—less overspray, longest tip life. Produces softer edges for perfect airless finish
4050 psi (280 bar, 28.0 MPa)		
Latex, Oil-based Paints, Elastomeric, Block Filler		
Residential, Commercial, Interior and Exterior Applications		
286xxx, Guard (Orange) 243161	LTXxxx, Guard (Blue) 246215	LPxxx, Guard (Blue) 246215

SPECIALTY SPRAY TIPS					
					
<b>RAC X FINE FINISH</b>	<b>RAC X WIDE RAC</b>	<b>LINELAZER</b>	<b>XTREME HEAVY-DUTY</b>	<b>CONTRACTOR FLAT TIPS</b>	<b>FINE FINISH FLAT TIPS</b>
Dual orifice for fine finish applications with thin material	Produces a 24 in (610 mm) fan pattern to finish the job in half the time	Creates a laser-sharp line with no fuzzy edges for line striping	High pressure (7250 psi, 500 bar) for use with King and Xtreme sprayers	Disposable, non-reversible tip for continuous spraying on a job	Fine finish, non-reversible tip for wood and metal finishing work
4050 psi (280 bar, 28.0 MPa)			7250 psi (500 bar, 50.0 MPa)	5000 psi (345 bar, 34.5 MPa)	
Lacquer, varnish, stain, enamel paint	Latex, oil-based paints, elastomeric, block filler	Heavy water-based to thin alkyd traffic paints	Virtually all paint coatings—solvent and water-based	Architectural Coatings	Varnish, urethans, lacquers and enamels
Trim, molding, cabinets, woodwork, metal	New construction and high production with large surfaces	Parking lots, roads, warehouse floors, crosswalks, athletic fields	Bridges, tanks, structural steel and roofing	New Construction	Woodwork, metal, top coats
FFLPxxx, Guard (Blue) 246215	WRxxxx, Guard (Blue) 246215	LL5xxx, Guard (Orange) 243161	XHDxxx, Guard (Gray) XHD001	269xxx, Guard 220251	163xxx, Guard 220247

## WIDE RAC SWITCHTIPS CAN COVER THE SAME AREA IN 3 PASSES AND IN HALF THE TIME!



Wide RAC Tips – Complete jobs in half the time. Extra wide pattern, 24 in (61 cm) (WRxxxx).



# RAC X LOW PRESSURE TIPS

## IDEAL FOR LARGE SURFACES AND HIGH PRODUCTION APPLICATIONS

RAC® X Low Pressure SwitchTips feature the patented SmartTip™ Technology with exclusive internal tip geometry to deliver the industry's best finish at the lowest airless spray pressure.

### SPRAY LATEX WALL PAINT AT HALF THE TYPICAL PRESSURE



.013" - .031" Tip Sizes



**LP TIPS PRODUCE A SUPERIOR FINISH  
AT 50% LOWER PRESSURE THAN  
STANDARD TIPS**



**OTHER TIPS PRODUCE TAILS  
AT SAME LOWER PRESSURE**



### RAC X LOW PRESSURE SWITCHTIPS

**Spray With Up to 50% Less Pressure!**

- Sprays at lower pressures with less overspray
- Patented SmartTip geometry produces a perfect airless finish
- Up to 2X life
- Finer atomization and soft edges for easier overlapping
- Reduces prep and cleanup

## TIP SELECTION: UNDERSTAND THE NUMBERS

### EXAMPLE: RAC X LTX517

The letters (LTX) represent the Graco tip style

LTX = Latex

WR = Wide RAC

LP = Low Pressure

FFLP = Fine Finish Low Pressure

XHD = Extreme Heavy Duty



The three digits (517) represent tip size (fan and orifice) and indicate the amount of paint that flows through the tip.

The **first digit** is half of the fan width  
(#5 x 2 = 10 in fan width)


**517**

The **last two digits** are the size of the tip opening in thousandths of an inch

Your actual flow rate will depend on your spraying pressure and the material you are using (high pressure equals more flow; heavier paints equals less flow).

### WORN TIPS COST TIME AND MONEY

- A worn tip uses more paint
- Produces uneven coverage and inconsistent mil build
- Reduces production—requires more passes
- Results in a poor quality finish



If using a worn tip, on average you will spray 25% more paint and 20% in additional labor.

**Learn more at [graco.com/accessories](http://graco.com/accessories)**

## RAC X LOW PRESSURE SWITCHTIPS (LPxxx)




		ORIFICE SIZE											
IN		MM	.013	.015	.017	.019	.021	.023	.025	.027	.029	.031	
FAN WIDTH	6-8	(152-203)	313	315									
	8-10	(203-254)		415	417	419	421	423	425				
	10-12	(254-305)		515	517	519	521	523	525	527			
	12-14	(305-356)			617	619	621	623	625	627	629	631	
	14-16	(356-406)						723	725		729	731	

### LOWERING SPRAY PRESSURE

Lowering spray pressure can reduce flow in some materials. Increase tip orifice size to maintain speed and material flow if needed.

## RAC X FINE FINISH SWITCHTIPS (FFLPxxx)



		ORIFICE SIZE						
		IN	MM	.008	.010	.012	.014	.016
FAN WIDTH	2-4	(51-102)	108	110	112			
	4-6	(102-152)	208	210	212	214		
	6-8	(152-203)	308	310	312	314		
	8-10	(203-254)		410	412	414		
	10-12	(254-305)		510	512	514	516	
	12-14	(305-356)						616

## RAC X SWITCHTIPS (LTXxxx)



		ORIFICE SIZE																											
IN	MM	.007	.009	.011	.013	.015	.017	.019	.021	.023	.025	.027	.029	.031	.033	.035	.037	.039	.041	.043	.045	.047	.051	.055	.061	.065	.071		
FAN WIDTH	2-4 (51-102)		109	111		115																							
	4-6 (102-152)	207	209	211	213	215	217	219	221		225	227		231		235													
	6-8 (152-203)		309	311	313	315	317	319	321	323	325	327	329	331		335													
	8-10 (203-254)		409	411	413	415	417	419	421	423	425	427	429	431	433	435		439	441	443	445	447	451	455					
	10-12 (254-305)		509	511	513	515	517	519	521	523	525	527	529	531	533	535	537	539	541	543	545	547	551	555	561				
	12-14 (305-356)			611	613	615	617	619	621	623	625	627	629	631	633	635	637	639	641	643	645	647	651	655	661	665	671		
	14-16 (356-406)								721	723			729			735													
	16-18 (406-457)						817	819	821			827		831	833	835													
	FLOW RATE (GPM)		.05	.09	.12	.18	.24	.31	.38	.47	.57	.67	.77	.90	1.03	1.17	1.31	1.47	1.63	1.8	1.98	2.17		2.79	3.25	4.0	4.53	5.41	
	FLOW RATE (LPM)		.20	.33	.49	.69	.91	1.17	1.47	1.79	2.15	2.54	2.96	3.42	3.90	4.42	4.98	5.56	6.18	6.83	7.51	8.23		10.57	12.29	15.12	17.17	20.48	

## RAC X WIDE RAC SWITCHTIPS (WRxxxx)



		ORIFICE SIZE											
		IN	MM	.021	.023	.025	.027	.029	.031	.033	.035	.037	.039
FAN WIDTH	24	(610)	1221	1223	1225	1227	1229	1231	1233	1235	1237	1239	
	FLOW RATE (GPM)		.47	.57	.67	.77	.90	1.03	1.17	1.31	1.47	1.63	
	FLOW RATE (LPM)		1.79	2.15	2.54	2.96	3.42	3.90	4.42	4.98	5.56	6.18	

### Wide RAC Conversion

RAC 5 OR RAC X	WIDE RAC
415 or 515	1221 or 1223
417 or 517	1223 or 1225
419 or 519	1225 or 1227
421 or 621	1229 or 1231
523 or 623	1233 or 1235
525 or 625	1235 or 1237

When you use Wide RAC, be sure to increase the orifice size of the tip to ensure the same mil build and rate of application (arm speed). Also, make sure your airless sprayer can support the larger tip size.

## RAC 5 SWITCHTIPS (286xxx)



		ORIFICE SIZE																							
		IN	MM	.007	.009	.011	.013	.015	.017	.019	.021	.023	.025	.027	.029	.031	.033	.035	.039	.043	.045	.051	.055	.063	.065
FAN WIDTH	2-4	(51-102)		109	111	113	115			119	121														
	4-6	(102-152)	207	209	211	213	215	217	219	221	223	225						235							
	6-8	(152-203)	307	309	311	313	315	317	319	321	323	325	327			331									
	8-10	(203-254)		409	411	413	415	417	419	421	423	425	427	429			433	435	439	443		451	455		
	10-12	(254-305)		509	511	513	515	517	519	521	523	525	527	529	531	533	535		543		551	555	563		
	12-14	(305-356)		609	611	613	615	617	619	621	623	625	627	629	631	633	635			645		655		665	
	14-16	(356-406)								721	723	725		729			735								
	16-18	(406-457)					815	817	819	821			827		831	833	835								
	18-20	(457-508)						917									935								
	FLOW RATE (GPM)		.05	.09	.12	.18	.24	.31	.38	.47	.57	.67	.77	.90	1.03	1.17	1.31	1.63	1.98	2.17	2.79	3.25	4.26	4.53	
	FLOW RATE (LPM)		.20	.33	.49	.69	.91	1.17	1.47	1.79	2.15	2.54	2.96	3.42	3.90	4.42	4.98	6.18	7.51	8.23	10.57	12.29	16.13	17.17	

## RAC 5 SWITCHTIPS (FOR LINELAZER) (LL5xxx)



		ORIFICE SIZE														
	IN	MM	.013	.015	.017	.019	.021	.023	.025	.027	.029	.031	.033	.035	.039	.055
LINE WIDTH	2	(51)	213	215	217	219										
	4	(102)		315	317	319	321	323	325	327	329	331	333	335		355
	4-8	(102-204)			417	419	421	423	425	427	429	431		435		
	8-12	(204-305)					621	623	625	627	629	631		635	639	
	FLOW RATE (GPM)		.18	.24	.31	.38	.47	.57	.67	.77	.90	1.03	1.17	1.31	1.63	3.25
	FLOW RATE (LPM)		.69	.91	1.17	1.47	1.79	2.15	2.54	2.96	3.42	3.90	4.42	4.98	6.18	12.29

## XHD RAC SWITCHTIPS (XHDxxx)



ORIFICE SIZE																								
IN	MM	.007	.009	.011	.013	.015	.017	.019	.021	.023	.025	.027	.029	.031	.033	.035	.037	.039	.041	.043	.045	.047	.049	
FAN WIDTH	2-4 (51-102)	107	109	111	113	115	117	119	121															
	4-6 (102-152)		209	211	213	215	217	219	221		225	227	229	231		235		239						
	6-8 (152-203)	307	309	311	313	315	317	319	321	323	325	327	329	331	333	335	337	339	341	343	345	347		
	8-10 (203-254)		409	411	413	415	417	419	421	423	425	427	429	431	433	435	437	439	441	443	445	447	449	
	10-12 (254-305)		509	511	513	515	517	519	521	523	525	527	529	531	533	535	537	539	541	543	545	547	549	
	12-14 (305-356)		609	611	613	615	617	619	621	623	625	627	629	631	633	635	637	639	641	643	645	647	649	
	14-16 (356-406)			711	713	715	717	719	721	723	725	727	729	731	733	735	737	739	741	743	745	747	749	
	16-18 (406-457)				813	815	817	819	821	823	825	827	829	831	833	835	837	839	841	843		847		
	18-20 (457-508)										923		927		931	933	935	937	939					
	FLOW RATE (GPM)	.05	.09	.12	.18	.24	.31	.38	.47	.57	.67	.77	.90	1.03	1.17	1.31	1.47	1.63	1.8	1.98	2.17	2.37	2.58	
FLOW RATE (LPM)	.20	.33	.49	.69	.91	1.17	1.47	1.79	2.15	2.54	2.96	3.42	3.90	4.42	4.98	5.56	6.18	6.83	7.51	8.23	8.98	9.76		

ORIFICE SIZE														
IN	MM	.051	.053	.055	.057	.059	.061	.063	.065	.067	.069	.071	.075	.081
FAN WIDTH	2-4 (51-102)													
	4-6 (102-152)													
	6-8 (152-203)	351		355										
	8-10 (203-254)	451		455		459	461	463	465	467		471	475	481
	10-12 (254-305)	551	553	555	557		561		565	567		571	575	
	12-14 (305-356)	651		655	657	659	661	663	665	667	669	671	675	
	14-16 (356-406)	751	753	755			761			767		771		
	16-18 (406-457)	851		855			861	863		867				
	18-20 (457-508)													
	FLOW RATE (GPM)	2.79	3.05	3.25	3.49	3.74	4.0	4.26	4.53	4.82	5.11	5.41	6.04	7.04
FLOW RATE (LPM)	10.57	11.41	12.29	13.20	14.14	15.12	16.13	17.17	18.24	19.34	20.48	22.85	26.66	

## CONTRACTOR FLAT TIPS (269xxx)



		ORIFICE SIZE											
IN	MM	.011	.013	.015	.017	.019	.021	.023	.025	.027	.029	.031	.035
FAN WIDTH	4-6 (102-152)	211	213	215	217	219			225	227			
	6-8 (152-203)	311	313	315	317	319	321	323	325	327			
	8-10 (203-254)	411	413	415	417	419	421	423	425	427			435
	10-12 (254-305)	511	513	515	517	519	521	523	525	527		531	
	12-14 (305-356)		613	615	617	619	621	623	625	627		631	635
	14-16 (356-406)			715	717	719	721		725				
	16-18 (406-457)			815		819	821			827	829	831	
	18-20 (457-508)								925				
	FLOW RATE (GPM)	.12	.18	.24	.31	.38	.47	.57	.67	.74	.90	1.03	1.31
	FLOW RATE (LPM)	.49	.69	.91	1.17	1.47	1.79	2.15	2.54	2.96	3.42	3.90	4.98

## FINE FINISH FLAT TIPS (163xxx)



		ORIFICE SIZE										
IN	MM	.008	.010	.012	.014	.016	.018	.020	.022	.024	.026	.032
FAN WIDTH	2-4 (51-102)	108										
	4-6 (102-152)	208	210	212	214	216						
	6-8 (152-203)		310	312	314	316	318					
	8-10 (203-254)	408	410	412	414	416	418	420				
	10-12 (254-305)		510	512	514	516	518	520	522			
	12-14 (305-356)		610	612	614	616	618	620	622	624	626	632
	14-16 (356-406)			712	714	716	718					
	16-18 (406-457)				814	816	818	820	822	824	826	832
	FLOW RATE (GPM)	.07	.11	.15	.21	.27	.35	.43	.52	.62	.73	1.1
	FLOW RATE (LPM)	.26	.41	.59	.80	1.04	1.32	1.63	1.97	2.34	2.75	4.16

## TIP SEALS AND GASKETS

Compatible with most fluids; easy installation without tools.

PART #	DESCRIPTION
243281	RAC 5 OneSeal – 5 pack. Use only with RAC 5 SwitchTip and Guard
224081	RAC 5 Solvent Seal Kit – 5 pack. Use only with RAC 5 SwitchTip and Guard
246453	RAC X OneSeal – 5 pack. Use only with LTX and WR SwitchTip and Guard
248936	RAC X Solvent Seal Kit – 5 pack. Use with LTX and WR SwitchTip and Guard
17P501	RAC X Low Pressure OneSeal – 5 pack. Use with LP and FFLP SwitchTip and Guard
17P502	RAC X Low Pressure Solvent Seal Kit – 5 pack. Use with LP and FFLP SwitchTip and Guard



### Flow Rate:

Flow rate calculated based on water at 2000 psi (138 bar, 13.8 MPa).  
Heavier paints with higher viscosity will decrease flow rate.

### Examples:

- For a tip with .015 orifice and a 6 in (152 mm) pattern, order LTX315.
- Fan width is measured at 12 in (305 mm) from the surface.
- For LineLazer: for a tip with .015 orifice and a 4 in (102 mm) pattern, order LL5215. Fan width is measured at 6 in (152 mm) from the surface.

- All charts indicate the orifice size in inches.

# AIRLESS HOSE

Genuine Graco hoses meet the highest safety standards to save you time and keep you safe on the jobsite. Additional hose lengths allow you to support multiple guns and keep your sprayer in one place to finish large projects faster.

## SELECTING THE RIGHT HOSE

Choosing the correct hose diameter to meet your length requirements is critical to maximize spraying pressure. The larger the hose diameter, the greater the pressure at the gun. As hose diameter is reduced or the hose length increases, there will be less pressure at the gun—possibly affecting spray patterns.

For maximum pressure when coupling hoses together; connect the larger diameter hose to the sprayer and smaller diameter hose to the gun inlet. Use a whip hose to allow flexibility when spraying.



### 3/16 in diameter (4.8 mm) Airless Hose

Ideal for interior pressure rolling or low pressure applications

### 1/4 in diameter (6.4 mm) Airless Hose

The most commonly sold hose diameter and is suitable for all applications

### 3/8 in diameter (9.5 mm) Airless Hose

Delivers the best performance at the gun with the least amount of pressure drop with heavier material and longer hose lengths

## BLUE MAX™ II HOSE

3300 psi (227 bar, 22.7 MPa) maximum working pressure rated at 180° F (82.2° C) temperature



As the lightest and most flexible hoses on the market, Graco's BlueMax II hoses are easy to connect and maintain the highest level of performance all the way to the gun. Available in a wide variety of lengths and diameters.

### LIGHTWEIGHT AND FLEXIBLE

Over 10% lighter weight and increased hose flexibility improves usability while spraying under pressure

### HIGHEST SAFETY STANDARDS

Conductive core meets the highest worldwide safety standards, unlike competitive ground wire hose designs

### MINIMAL HOSE COIL MEMORY

Superior flexibility and reduced coil memory provides ease of use during coiling and uncoiling

### CORROSION-RESISTANT

Yellow zinc-plated spring guards are more corrosion-resistant

PART #	DIAMETER	LENGTH	TYPE
214981	3/16 in (4.8 mm)	15 ft (4.6 m)	FBE
214698	3/16 in (4.8 mm)	25 ft (7.5 m)	FBE
214697	3/16 in (4.8 mm)	50 ft (15 m)	FBE
223756	1/4 in (6.4 mm)	15 ft (4.6 m)	FBE
240793	1/4 in (6.4 mm)	25 ft (7.5 m)	FBE
240794	1/4 in (6.4 mm)	50 ft (15 m)	FBE
223771	1/4 in (6.4 mm)	100 ft (30 m)	FBE
240796	3/8 in (9.5 mm)	25 ft (7.5 m)	FBE
240797	3/8 in (9.5 mm)	50 ft (15 m)	FBE
241275	3/8 in (9.5 mm)	100 ft (30 m)	FBE

## AIRLESS WHIP HOSE

3300 psi (227 bar, 22.7 MPa) maximum working pressure rated at 180° F (82.2° C) temperature

Whip hoses provide more flexibility and increased operator control at the gun.

PART #	DIAMETER	LENGTH	TYPE
25C827	1/8 in (3.2 mm)	3 ft (0.9 m)	MxF
25C828	1/8 in (3.2 mm)	4.5 ft (1.4 m)	MxF
25C832	1/8 in (3.2 mm)	6 ft (1.9 m)	MxF
238358	3/16 in (4.8 mm)	3 ft (0.9 m)	MxF
238959	3/16 in (4.8 mm)	4.5 ft (1.4 m)	MxF
238359	3/16 in (4.8 mm)	6 ft (1.8 m)	MxF





## BLUEMAX II HP AIRLESS HOSE

4000 psi (276 bar, 27.6 MPa) maximum working pressure rated at 180° F (82.2° C) temperature

High performance airless hoses provide superior flexibility and durability, ensuring you get the best results.

PART #	DIAMETER	LENGTH	TYPE
277249	1/4 in (6.4 mm)	3 ft (0.9 m)	MxF
277250	1/4 in (6.4 mm)	50 ft (15 m)	FBE
277351	3/8 in (9.5 mm)	3 ft (0.9 m)	MxF
277251	3/8 in (9.5 mm)	50 ft (15 m)	FBE
277253	1/2 in (13 mm)	50 ft (15 m)	FBE



### TYPE KEY

**F** = Female end

**M** = Male end

**FBE** = Female on Both Ends

**MBE** = Male on Both Ends

**MxF** = Male on one end, Female on the other

## XTREME-DUTY AIRLESS HOSE

4500 psi (310 bar, 31.0 MPa) maximum working pressure rated at 180° F (82.2° C) temperature

Graco's Xtreme-Duty Airless High-Pressure Hose is designed to withstand the rigors of high-pressure spraying. Wire-braided and with a maximum 4500 psi (310 bar, 31.0 MPa) working pressure, it's designed to meet the most exacting standards.

PART #	DIAMETER	LENGTH	TYPE
H42503	1/4 in (6.4 mm)	3 ft (0.9 m)	FBE Whip Hose
H42550	1/4 in (6.4 mm)	50 ft (15 m)	FBE
H4251X	1/4 in (6.4 mm)	100 ft (30 m)	FBE
H43803	3/8 in (9.5 mm)	3 ft (0.9 m)	FBE Whip Hose
H43850	3/8 in (9.5 mm)	50 ft (15 m)	FBE
H4381X	3/8 in (9.5 mm)	100 ft (30 m)	FBE
H45050	1/2 in (13 mm)	50 ft (15 m)	FBE
H4501X	1/2 in (13 mm)	100 ft (30 m)	FBE



## FITTINGS



PART #	DESCRIPTION
156971	1/4 in npt x 1/4 in npt (6.4 mm x 6.4 mm) — MBE Maximum Working Pressure: 7500 psi (517 bar, 51.7 MPa)
156849	3/8 in npt x 3/8 in npt (9.5 mm x 9.5 mm) — MBE Maximum Working Pressure: 6000 psi (420 bar, 42.0 MPa)
158491	1/2 in npt x 1/2 in npt (13 mm x 13 mm) — MBE Maximum Working Pressure: 6700 psi (462 bar, 46.2 MPa)
157350	1/4 in npt x 3/8 in npt (6.4 mm x 9.5 mm) — MBE Maximum Working Pressure: 5000 psi (345 bar, 34.5 MPa)
159239	1/2 in npt x 3/8 in npt (13 mm x 9.5 mm) — MBE Maximum Working Pressure: 5000 psi (345 bar, 34.5 MPa)

## UNIONS



PART #	DESCRIPTION
156823	1/4 in npt(M) x 1/4 in npsm(F) (6.4 mm x 6.4 mm) Maximum Working Pressure: 5000 psi (345 bar, 34.5 MPa)
155665	3/8 in npt(M) x 3/8 in npsm(F) (9.5 mm x 9.5 mm) Maximum Working Pressure: 5000 psi (345 bar, 34.5 MPa)
157705	1/4 in npt(M) x 3/8 in npsm(F) (6.4 mm x 9.5 mm) Maximum Working Pressure: 5000 psi (345 bar, 34.5 MPa)
159153	3/8 in npt(F) x 1/4 in npsm(F) (13 mm x 9.5 mm) Maximum Working Pressure: 5000 psi (345 bar, 34.5 MPa)
155570	1/4 in npt(F) x 1/4 in npsm(F) (6.4 mm x 9.5 mm) Maximum Working Pressure: 5000 psi (345 bar, 34.5 MPa)

## AIRLESS FITTINGS PAK

The Airless Fittings Pak provides an assortment of the most commonly sold adapters, fittings, swivel unions and gaskets in an organized carrying case.

All parts are pictured and labeled on the inside cover, making re-ordering easy. See your local distributor to order the Airless Fittings Pak.



Learn more at [graco.com/accessories](http://graco.com/accessories)

# GUN AND HOSE KITS

Get up and spraying quickly with Graco Gun and Hose Kits that combine our most popular gun and hose combinations into economical packages for any application. Keep a spare kit on hand so you're always prepared for large projects where dual gun applications are required.

RAC X	GUN	BLUEMAX II AIRLESS HOSE	HOSE WPR	TIP	INCLUDES
19Y444	Contractor PC Compact	Gun Whip Kit	3300 psi (227 bar, 22.7 MPa)	RAC X LTX 517	HandTite Guard, 1/8 in x 4.5 ft (3.2 mm x 1.4 m) Whip Hose
19Y445	Contractor PC Compact	Gun Whip Kit	3300 psi (227 bar, 22.7 MPa)	RAC X LP 517	HandTite Guard, 1/8 in x 4.5 ft (3.2 mm x 1.4 m) Whip Hose
19Y446	Contractor PC Compact	Gun Whip Kit	3300 psi (227 bar, 22.7 MPa)	RAC X FFLP 210	HandTite Guard, 1/8 in x 4.5 ft (3.2 mm x 1.4 m) Whip Hose
17Y046	Contractor PC	1/4 in x 50 ft (6.4 mm x 15 m)	3300 psi (227 bar, 22.7 MPa)	RAC X LTX 517	HandTite Guard, 3/16 in x 4.5 ft (4.8 mm x 1.4 m) Whip Hose
19Y475	Contractor PC Compact	1/4 in x 50 ft (6.4 mm x 15 m)	3300 psi (227 bar, 22.7 MPa)	RAC X LTX 517	HandTite Guard, 3/16 in x 4.5 ft (4.8 mm x 1.4 m) Whip Hose
17Y051	Contractor PC	1/4 in x 50 ft (6.4 mm x 15 m)	3300 psi (227 bar, 22.7 MPa)	RAC X LP 517	HandTite Guard, 3/16 in x 4.5 ft (4.8 mm x 1.4 m) Whip Hose
19Y489	Contractor PC Compact	1/4 in x 50 ft (6.4 mm x 15 m)	3300 psi (227 bar, 22.7 MPa)	RAC X LP 517	HandTite Guard, 3/16 in x 4.5 ft (4.8 mm x 1.4 m) Whip Hose
17Y048	Contractor PC	3/8 in x 50 ft (9.5 mm x 15 m)	3300 psi (227 bar, 22.7 MPa)	RAC X LTX 517	HandTite Guard, 3/16 in x 4.5 ft (4.8 mm x 1.4 m) Whip Hose
288489	Contractor	1/4 in x 50 ft (6.4 mm x 15 m)	3300 psi (227 bar, 22.7 MPa)	RAC X LTX 517	HandTite Guard, 3/16 in (4.8 mm) 3 ft (0.9 m) Whip Hose
288490	Contractor	3/8 in x 50 ft (9.5 mm x 15 m)	3300 psi (227 bar, 22.7 MPa)	RAC X LTX 517	HandTite Guard, 1/4 in (6.3 mm) 3 ft (0.9 m) Whip Hose
288493	Contractor FTx	1/4 in x 50 ft (6.4 mm x 15 m)	3300 psi (227 bar, 22.7 MPa)	RAC X LTX 515	HandTite Guard
287041	Silver Plus	1/4 in x 50 ft (6.4 mm x 15 m)	3300 psi (227 bar, 22.7 MPa)	RAC X LTX 517	HandTite Guard, 3/16 in x 3 ft (4.8 mm x 0.9 m) Whip Hose
287042	Silver Plus	3/8 in x 50 ft (9.5 mm x 15 m)	3300 psi (226 bar, 27.6 MPa)	RAC X LTX 517	HandTite Guard, 1/4 in x 3 ft (6.3 mm x 0.9 m) Whip Hose
287043	Silver Plus	3/8 in x 50 ft (9.5 mm x 15 m)	4000 psi (276 bar, 27.6 MPa)	RAC X LTX 517	HandTite Guard, 1/4 in x 3 ft (6.3 mm x 0.9 m) Whip Hose
287095	Flex Plus	1/4 in x 50 ft (6.4 mm x 15 m)	3300 psi (227 bar, 22.7 MPa)	RAC X LTX 517	HandTite Guard, 3/16 in x 3 ft (4.8 mm x 0.9 m) Whip Hose
287850	Silver Plus	3/8 in x 50 ft (9.5 mm x 15 m)	4000 psi (276 bar, 27.6 MPa)	RAC X LTX 517	HandTite Guard, RAC X LTX655 Tip, 1/4 in x 3 ft (6.3 mm x 0.9 m) Whip Hose
287851	Flex Plus	3/8 in x 50 ft (9.5 mm x 15 m)	4000 psi (276 bar, 27.6 MPa)	RAC X LTX 517	HandTite Guard, RAC X LTX655 Tip, 1/4 in x 3 ft (6.3 mm x 0.9 m) Whip Hose
241338	HD Texture	3/8 in x 50 ft (9.5 mm x 15 m)	3300 psi (227 bar, 22.7 MPa)	RAC X LTX 531	HandTite Guard, RAC X LTX427 Tip, 1/4 in x 3 ft (6.4 mm x 0.9 m) Whip Hose
287852	HD Texture	3/8 in x 50 ft (9.5 mm x 15 m)	4000 psi (276 bar, 27.6 MPa)	RAC X LTX 531	HandTite Guard, RAC X LTX655 Tip, 1/4 in x 3 ft (6.4 mm x 0.9 m) Whip Hose

RAC X FINE FINISH	GUN	BLUEMAX II AIRLESS HOSE	HOSE WPR	TIP	INCLUDES
17Y220	Contractor PC	3/16 in x 25 ft (4.8 mm x 7.5 m)	3300 psi (227 bar, 22.7 MPa)	RAC X FFLP 210 FFLP 312	HandTite Guard, 10 in (25 cm) Tip Extension (2) 100 Mesh Gun Filters Solvent Seal Kit, Cleaning Brush
19Y490	Contractor PC Compact	1/4 in x 50 ft (6.4 mm x 15 m)	3300 psi (227 bar, 22.7 MPa)	RAC X FFLP 210	HandTite Guard, 1/8 in x 4.5 ft (3.2 mm x 1.4 m)
288501	Contractor	3/16 in x 25 ft (4.8 mm x 7.5 m)	3300 psi (227 bar, 22.7 MPa)	RAC X FFLP 210 FFLP 312	HandTite Guard, 10 in (25 cm) Tip Extension (2) 100 Mesh Gun Filters Solvent Seal Kit, Cleaning Brush
287823	Silver Plus -037 in (.94 mm orifice)	3/16 in x 25 ft (4.8 mm x 7.5 m)	3300 psi (227 bar, 22.7 MPa)	RAC X FFLP 210 FFLP 312	HandTite Guard, 10 in (25 cm) Tip Extension (2) 100 Mesh Gun Filters, Gun Filter Housing, Solvent Seal Kit, Cleaning Brush

GUN FILTER HOUSING	TIP FILTERS	FITTINGS	WORKING PRESSURE	DESCRIPTION
210500	224454 and 224453	1/4 in npsm(m), 1.4 in npsm(f)	5000 psi (345 bar, 34.5 MPa)	Connects to gun inlet for added filtration

GUN SWIVEL	INSTALL	FITTINGS	WORKING PRESSURE	DESCRIPTION
224457	Install at gun inlet	1/4 in npsm(m), 1.4 in npsm(f)	3600 psi (248 bar, 24.8 MPa)	Provides swiveling joint between gun and hose for free gun movement

GUN ADAPTER	DESCRIPTION
181085	Converts 11/16 in (17.5 mm) gun thread on competitive guns to accept the 7/8 in (22 mm) thread used on most Graco accessories

# EXTENDED REACH TOOLS

Eliminate the hassles of ladders and scaffolding to safely spray hard-to-reach areas like high walls, vaulted ceilings, stairways, and soffits. Complete the job faster with less setup time with a pole gun or the right tip extension length.



## POLE GUN

- Provides better spray control and less fatigue in high or recessed areas
- Balanced design with no excessive weight at the end of pole
- Includes CleanShot Shut-Off Valve and Contractor In-Line Valve

PART #	DESCRIPTION	LENGTH	MAXIMUM WPR
287023	Pole Gun	3 ft (0.9 mm)	3600 psi (248 bar, 24.8 MPa)
287024	Pole Gun	6 ft (1.8 mm)	3600 psi (248 bar, 24.8 MPa)



## POLE GUN EXTENSIONS

- Use with Contractor In-Line Valve and the CleanShot Shut-Off Valve to create different length pole guns
- Ability to attach directly to an airless spray gun — order 45° Adapter for increased comfort while rolling

PART #	DESCRIPTION	LENGTH	THREAD SIZE
244163	Pole Gun Extensions	3 ft (0.9 mm)	7/8 in (22 mm)
244164	Pole Gun Extensions	6 ft (1.8 mm)	7/8 in (22 mm)



## RAC X AND RAC 5 TIP EXTENSIONS

- Can be combined for extended reach up to 6 ft (1.8 m)
- Includes: HandTite Guard with 7/8 in (22 mm) thread and OneSeal

PART #	DESCRIPTION	LENGTH	MAXIMUM WPR
287019	RAC X Tip Extension	10 in (25 cm)	4050 psi (280 bar, 28.0 MPa)
287020	RAC X Tip Extension	15 in (38 cm)	4050 psi (280 bar, 28.0 MPa)
287021	RAC X Tip Extension	20 in (50 cm)	4050 psi (280 bar, 28.0 MPa)
287022	RAC X Tip Extension	30 in (75 cm)	4050 psi (280 bar, 28.0 MPa)
243295	RAC 5 Tip Extension	10 in (25 cm)	4050 psi (280 bar, 28.0 MPa)
243296	RAC 5 Tip Extension	15 in (38 cm)	4050 psi (280 bar, 28.0 MPa)
243297	RAC 5 Tip Extension	20 in (50 cm)	4050 psi (280 bar, 28.0 MPa)
243298	RAC 5 Tip Extension	30 in (75 cm)	4050 psi (280 bar, 28.0 MPa)

# EXTENDED REACH TOOLS

10 in (25 cm)  
Heavy-Duty Extension  
232121



## HEAVY-DUTY EXTENSIONS

- Can be combined for extended reach up to 12 ft (3.6 m)
- Attach to any airless spray gun or in-line valve
- Tough, lightweight aluminum poles
- Ideal for high pressure spraying or low pressure roller applications

PART #	DESCRIPTION	LENGTH	MAXIMUM WPR
232121	Heavy-Duty Extensions	10 in (25 cm)	3600 psi (248 bar, 24.8 MPa)
232122	Heavy-Duty Extensions	20 in (50 cm)	3600 psi (248 bar, 24.8 MPa)
232123	Heavy-Duty Extensions	40 in (100 cm)	3600 psi (248 bar, 24.8 MPa)
232124	Heavy-Duty Extensions	60 in (150 cm)	3600 psi (248 bar, 24.8 MPa)
232125	Heavy-Duty Extensions	80 in (200 cm)	3600 psi (248 bar, 24.8 MPa)

18 to 36 in (45 to 90 cm)  
Telescoping Extension  
218775



## TELESCOPING EXTENSIONS

- Use telescoping extensions for pressure rolling only — do not use for airless spraying
- All telescoping extensions include adapter 244825; for use with 7/8 in (22 mm) thread guns or fittings

PART #	DESCRIPTION	LENGTH
218775	Telescoping Extension	18 to 36 in (45 to 90 cm)
218776	Telescoping Extension	36 to 72 in (90 to 180 cm)
218777	Telescoping Extension	72 to 144 in (180 to 360 cm)
244825	Telescoping Adapter	

## EXTENSION GASKETS

- Essential seals between the gun and extensions that eliminates leaking
- Compatible with most materials



PART #	DESCRIPTION	THREAD SIZE
223373	Thin Tip Gasket – 25 pack	
223374	Thick Tip Gasket – 25 pack	
114049	Gasket O-Ring, for use with Tip Gasket	7/8 in (22 mm)
15H622	Extension Gasket	7/8 in (22 mm)
258017	Extension Gasket - 5 pack	7/8 in (22 mm)



CleanShot  
Shut-Off Valve  
287030



### CLEANSHOT™ SHUT-OFF VALVE

- Eliminates spits and drips when using extensions
- Spray walls and ceilings with 180° tip swivel
- Pressure-actuated — operates at a minimum of 700 psi (4.8 MPa, 48 bar)

PART #	DESCRIPTION	MAXIMUM WPR
287030	CleanShot Shut-Off Valve	3600 psi (248 bar, 24.8 MPa)
244162	CleanShot Repair Kit	
244363	CleanShot Swivel Repair Kit	

Contractor  
In-Line Valve  
244161



### CONTRACTOR IN-LINE VALVE

- Provides a straight connection to extensions for the most optimal spraying and rolling position
- In-handle paint filter and built-in swivel connection for top spraying performance
- Ability to rotate 180° allows spraying in any position

PART #	DESCRIPTION	MAXIMUM WPR
244161	Contractor In-Line Valve	3600 psi (248 bar, 24.8 MPa)
218070	Contractor In-Line Valve Repair Kit	

180° Adapter  
235486



### 180° EASY-TURN DIRECTIONAL SPRAY NOZZLE

- Sprays at a variety of angles by attaching to the end of any Graco extension

PART #	DESCRIPTION	MAXIMUM WPR
235486	180° Adapter	3600 psi (248 bar, 24.8 MPa)

45° Adapter  
224399



### 45° ADAPTER

- Connects to airless spray guns and any Graco extension for use with the Pressure Roller or JetRoller

PART #	DESCRIPTION	MAXIMUM WPR
224399	45° Adapter	3600 psi (248 bar, 24.8 MPa)

# JETROLLER

## SAVE TIME AND MONEY—FINISH YOUR JOB 4X FASTER

The JetRoller combines rolling and spraying into one action, saving time and labor on spray/back roll projects. It fits existing airless sprayers and will become THE best time-saving addition to your painting arsenal.



JetRoller System, 9 in, (230 mm)  
Contractor In-Line Valve  
24U172

18 in (457 mm)  
Adjustable JetRoller  
24W128



### 3-IN-1 SPRAY AND ROLLING SYSTEM

- Spray and back roll in one step
- Easily detach roller handle
  - Use roller separately for touch ups
  - Use the 3 ft (.9 m) Pole Gun with CleanShot Valve for spraying




### REDUCE AREA PREP AND CLEANUP WITH LOW OVERSPRAY DESIGN

- No spits or drips—  
CleanShot Shut-Off Valve included
- Ideal for rough or porous surfaces
- Includes a lightweight detachable roller
- Use industry standard roller covers (roller cover not included)

### JETROLLER SYSTEMS\* AND ACCESSORIES

\*All systems include Roller Handle Assembly, RAC X Guard, 12 in (305 mm) Roller Handle Extension, 20 in Heavy-Duty Extension, and CleanShot Shut-Off Valve. (Roller cover not included)



JetRoller Assembly, 9 in (230 mm)  
24U170



Roller Handle Assembly, 18 in (457 mm)  
24W130

PART #	DESCRIPTION
24U170	*9 in (230 mm) Roller Assembly with RAC X LTX 721 Tip
24U172	*9 in (230 mm) Roller Assembly, RAC X LTX 721 Tip and Contractor In-Line Valve
24V926	*9.5 in (241 mm) Roller Assembly, RAC X LTX 721 Tip and Contractor In-Line Valve
24W128	*18 in (457 mm) Roller Assembly, RAC X WR 1223 Tip and Contractor In-Line Valve
24V829	9 in (230 mm) Roller Handle Assembly
24V937	9.5 in (241 mm) Roller Handle Assembly (Canada)
24W130	18 in (457 mm) Roller Handle Assembly
24V832	12 in (305 mm) Roller Handle Extension
224399	45° Adapter
238359	3/16 in x 6 ft (4.8 mm x 1.8 m) BlueMax II Whip Hose

# PRESSURE ROLLERS

## IDEAL WHEN SPRAYING IS NOT POSSIBLE

Rolling has never been this easy. Stop climbing and stopping to dip the roller in a messy paint tray — simply pull the gun trigger when you need more paint, and keep rolling.

### EVENFLOW 9 IN (230 MM) PRESSURE ROLLER

- Evenly distributes paint without heavy build-up
- Chrome-plated, stainless steel frame resists corrosion
- Lighter design for less fatigue
- Few parts for quick cleaning and easy tool-free assembly between color changes
- Typical pressure roller application requires 300 psi (21 bar, 2.1 MPa)



EvenFlow Pressure Roller Assembly  
244279



EvenFlow In-Line Valve Roller Assembly  
245397



EvenFlow Telescoping Roller Assembly  
244281

### EVENFLOW PRESSURE ROLLER ASSEMBLY

- Airless spray gun roller attachment includes everything you need to start rolling with an airless spray gun

### EVENFLOW IN-LINE VALVE ROLLER ASSEMBLY

- Includes everything you need to start rolling with the contractor in-line valve
- Rotates 180° for rolling in tight areas

### EVENFLOW TELESCOPING ROLLER ASSEMBLY

- Connects directly to contractor in-line valve or any airless spray gun with a 45° angle (45° angle sold separately, part number 224399)

## PRESSURE ROLLER ASSEMBLIES

PART #	DESCRIPTION	MAXIMUM WPR	INCLUDES
244279	EvenFlow™ Pressure Roller Assembly	3600 psi (248 bar, 24.8 MPa)	9 in (230 mm) roller frame, 1/2 in (13 mm) roller cover and 20 in (50 cm) fixed extension & 45° angle
245397	EvenFlow In-Line Valve Roller Assembly	3600 psi (248 bar, 24.8 MPa)	Contractor In-Line Valve, 20 in (50 cm) fixed extension, 9 in (230 mm) roller frame and 1/2 in (13 mm) roller cover
244281	EvenFlow Telescoping Roller Assembly	3000 psi (227 bar, 22.7 MPa)	18 - 36 in (46 - 91 cm) telescoping extension, 9 in (230 mm) roller frame and 1/2 in (13 mm) roller cover

## PRESSURE ROLLER FRAMES

PART #	DESCRIPTION
244271	9 in (230 mm) EvenFlow Roller Frame with 7/8 in (22 mm) thread; for use with Graco Heavy-Duty Extensions
244623	9 in (230 mm) EvenFlow Roller Frame with 1/8 npt thread; for use with Graco Telescoping Extensions
224398	Adapter that attaches roller frame 244623 to use with Heavy-Duty Extension
240005	9 in (230 mm) Geospense™ Roller Frame with 7/8 in (22 mm) thread
240055	12 in (305 mm) Geospense Roller Frame with 7/8 in (22 mm) thread

## ROLLER COVERS

PART #	DESCRIPTION
107589	9 in (230 mm) Roller Cover, 3/8 in (9.5 mm) nap
107590	9 in (230 mm) Roller Cover, 1/2 in (13 mm) nap
107591	9 in (230 mm) Roller Cover, 3/4 in (19 mm) nap
186944	12 in (305 mm) Roller Cover, 1/2 in (13 mm) nap
186945	12 in (305 mm) Roller Cover, 3/4 in (19 mm) nap



9 in (230 mm)  
EvenFlow Roller Frame  
244271

Geospense™ 12 in (305 mm)  
Pressure Roller  
240055



Graco Perforated  
Roller Covers

# FILTERS AND STRAINERS

Filters keep dirt, debris, and contaminants out of the spray system to keep you spraying and providing a smooth, professional-quality finish. Graco's exclusive Easy Out filter design filters the paint from the inside out for the most effective filtering and easier cleanup with less mess.

## GUN FILTERS



PART #	DESCRIPTION
257129	Contractor PC, Contractor and FTx Guns, 30 Mesh – 1 per card
287032	Contractor PC, Contractor and FTx Guns, 60 Mesh – 1 per card
287033	Contractor PC, Contractor and FTx Guns, 100 Mesh – 1 per card
287034	Contractor PC, Contractor and FTx Guns, 60 & 100 Mesh – 1 per card
257130	Contractor PC, Contractor and FTx Guns, 200 Mesh – 1 per card
19Y355	Contractor PC Compact, 60 Mesh – 1 per card
19Y356	Contractor PC Compact, 100 Mesh – 1 per card
19Y358	Contractor PC Compact, 60 & 100 Mesh – 1 per card

For older gun models, refer to manual or look up via Graco Parts Book.

## INLET STRAINERS



PART #	DESCRIPTION	COMPARABLE UNITS
246385	7/8 in (unf) thread – Nylon Cap	390, 490, 390 PC, Ultra® 395 / 495 / 595, Ultra 395, Ultra 395 PC, Ultra Max II™ 490 / 495 / 595, Ultra Max II 490 / 495 / 595 PC Pro, Ultra Max 695 Lo-Boy, GMAX® 3400, GMAX 3400 Standard Series, FinishPro™ 290 / 390 / 395, FinishPro II 295 / 395 / 595, LineLazer™ 3400
235004	3/4 in (unf) thread – SST Cap	Ultra Max 650/ 695 / 795 Lo-Boy, GM™ 3000 Lo-Boy, 390 / 395 / 450 / 455 / 490 / 495st Stand
183770	3/4 in (npsm) thread – SST Cap Double Screen	455/495 ST Pro Hi-Boy, Ultra Max 695 Hi-Boy, GM3000 Hi-Boy, LineLazer 3000, 495 ST Hi-Boy, Ultra 500 Hi-Boy, LineLazer 3500
181072	1 in (npsm) thread – SST Cap Double Screen	Ultra Max 795/1095/1595 Hi-Boy, GMAX 3900, GMAX 5900 Lo-Boy, LineLazer 3900/5900, E M 590, Ultra 750/1000/1500, GM 3500/5000, Ultra 333/433, GM7000 Lo-Boy, LineLazer 5000 LineLazer 130HS
189920	1 in (npsm) thread – SST Cap	GMAX II 5900 Standard / Lo-Boy, TexSpray™ 5900 HD Standard, GMAX II 7900 Standard / Lo-Boy, TexSpray HD 7900 Standard, HydraMax™ 225, GM 7000 Hi-Boy, Ultra Max II 695 / 795 / 1095 / 1595 Standard, TexSpray Mark IV™ / Mark V™ / Mark VII™ / Mark X™ Standard, GH™ 130 / 200 / 230 / 300 Standard Series (Screen and Nut)
15V573	CrushProof Inlet Strainer – 1 in (npsm) thread – Stands up to harsh impacts	TexSpray DutyMax™ GH 230DI / 300DI ProContractor Series, TexSpray DutyMax DH 230DI ProContractor Series, Ultra Max II 695 / 795 / 1095 / 1595 ProContractor / IronMan, Mark IV / V / VII / X ProContractor / IronMan, GMAX II 3900 / 5900 / 7900 ProContractor / IronMan, TexSpray 5900 HD / 7900 HD ProContractor / IronMan, IronMan™ 300E, IronMan 500G
237840	1 1/4 in (npt) thread – SST Cap	HydraMax 300/350, GM/GMAX 10000, GH 733, GH 833
237675	1/2 in (npsm) thread – Nylon Cap	490 st Hi-Boy, Ultra 600 Lo-Boy
181073	1/2 in (npsm) thread – SST Cap Double Screen	EM390™, EM490™, Ultra 400, Ultra 500 Lo-Boy, Ultra 600 Plus

## TIP FILTERS



PART #	DESCRIPTION
224454	Latex Tip Filter, 60 Mesh – 5 per card
224453	Enamel/Stain Tip Filter, 100 Mesh – 5 per card
164120	Tip Filter Housing
220254	Tip Filter Kit – contains two tip filters (60 & 100 Mesh), tip filter housing, and one dripless tip guard



## THE CORRECT FILTER REDUCES TIP CLOGS

MESH SIZE	200	100	60	30
Materials	Stains, Varnishes, Polyurethane, Solvent-Based Paints	Lacquers, Enamels (Solvent), Solvent-Based Paints	Latex, Enamels (Latex)	Heavy Latex, Block Filler, Elastomeric
Tip Sizes	.007 – .013 inch	.013 – .015 inch	.015 – .029 inch	.031 inch +

Clean and replace filters often to ensure proper spraying pressure.




### EASY OUT MANIFOLD FILTERS, SHORT

PART #	DESCRIPTION
<b>For use with ST, STX, 390, Ultra 395/495/595/650 Airless Sprayers</b>	
246425	Short, Gray, Vertical, 30 Mesh – 1 per card
246384	Short, Black, Vertical, 60 Mesh – 1 per card
246382	Short, Blue, Vertical, 100 Mesh – 1 per card
246383	Short, Red, Vertical, 200 Mesh – 1 per card
<b>For use with ST PRO Airless Sprayers</b>	
243080	Short, Black, Horizontal, 60 Mesh – 1 per card
243081	Short, Blue, Horizontal, 100 Mesh – 1 per card
243226	Short, Red, Horizontal, 200 Mesh – 1 per card



### STANDARD MANIFOLD FILTERS, SHORT

PART #	DESCRIPTION
236495	Filter Screen, 30 Mesh – 2 per card
236496	Latex Filter Screen, 60 Mesh – 2 per card
236497	Enamel Filter Screen, 100 Mesh – 2 per card
236498	Stain Filter Screen, 200 Mesh – 2 per card



### EASY OUT MANIFOLD FILTERS, LONG

PART #	DESCRIPTION
<b>For use with Ultra Max,™ GMAX,® GH,™ 200, and HydraMax™ Airless Sprayers</b>	
244071	Long, Gray, Vertical, 30 Mesh – 1 per card
244067	Long, Black, Vertical, 60 Mesh – 1 per card
244068	Long, Blue, Vertical, 100 Mesh – 1 per card
244069	Long, Red, Vertical, 200 Mesh – 1 per card



### STANDARD MANIFOLD FILTERS, LONG

PART #	DESCRIPTION
224458	Filter Screen, 30 Mesh – 2 per card
224459	Latex Filter Screen, 60 Mesh – 2 per card
224468	Enamel Filter Screen, 100 Mesh – 2 per card
224469	Stain Filter Screen, 200 Mesh – 2 per card

## MAINTENANCE FLUIDS

Maximize your investment and extend the lifespan of your sprayer with good maintenance. TSL™ and Pump Armor™ ensure long-term proper operation of your sprayer.

### PUMP ARMOR

- Undiluted: lubricant and antifreeze for long-term pump storage
- Diluted in water (20%): daily cleaning fluid for your unit



PART #	DESCRIPTION	SIZE
243103	Pump Armor	1 quart (1 liter)
245133	Pump Armor	1 gallon (3.8 liters)

### TSL

- Mixes with the paint and prevents it from drying in your unit's pump
- Doesn't cause any spots in your finishing (unlike other products)

PART #	DESCRIPTION	SIZE
206994	TSL	8 oz (.24 liter)
206995	TSL	1 quart (1 liter)
206996	TSL	1 gallon (3.8 liters)



### HYDRAULIC FLUID

- Fluid pulled into the motor to power the hydraulic pump
- Synthetic hydraulic fluid keeps the motor running cooler and extends the life of the pump
- Used on GH sprayers

PART #	DESCRIPTION	SIZE
207428	Conventional Hydraulic Fluid	1 gallon (3.8 liters)
25N883	Synthetic Hydraulic Fluid	1 gallon (3.8 liters)





## ONE-PART REPAIR SOLUTION

- Eliminate costly downtime by having a spare pump ready to go
- On-the-job pump replacement
- Over 50 pump lowers available for any sprayer built in the last 10 years

## PUMP LOWERS

If your pump fails after many hours of use, your job is at a standstill. With Graco's wide range of replacement pumps and easy pump swap designs, you'll eliminate costly downtime and keep spraying.

**Replace the pump yourself in less than a minute and without any tools.**

**Pumps available for all Graco sprayers, from small to large.**



For sprayers older than 2014, reference PartsBook at [gracopartsbook.com](http://gracopartsbook.com)

## QUIKPAK™ CARTRIDGE REPAIR SYSTEM

### OLD WAY



VS



### NEW WAY

**Modular pre-oiled cartridge packings install correctly every time**

## REPACK YOUR PUMP IN MINUTES



1) Insert pre-oiled packing cartridge assembly



2) Remove disposable clip



3) Assemble pump

DESCRIPTION	REPLACEMENT PUMPS	REPAIR KITS	
	Endurance™ Pumps	Standard Kit	QuikPak Kit
390 PC, Ultra 395 PC, Ultra Max II 490 PC PRO, 495 PC PRO, 595 PC, 650 PC PRO	17C487 17J552 - Express Pump	18B260	—
Ultra Max II 695, 795 Standard / GMAX II 3900	16Y598	248212	17H838
Ultra Max II 1095, 1595 Standard / GMAX II 5900 Convertible & Standard	16Y706	248213	17H839
Ultra Max II 695, 795 ProContractor™ / GMAX II 3900	17H823	—	17H841
Ultra Max II 1095, 1595 ProContractor / GMAX II 5900	17H824	17K162	17H842
Ultra Max II 1095, 1595 IronMan / GMAX II 5900	17H826	17K162	17H843
GMAX 3400 Standard	246428	244194	—
GMAX II 3900 Lo-Boy	16X414	248212	17H838
GMAX II 5900 Lo-Boy	16X419	248213	17H839
GMAX II 7900 Standard	16X423	249123	17H840
GMAX II 7900 Lo-Boy & ProContractor	17H825	249123	17H840
GMAX II 7900 IronMan	17H827	249123	17H844
TexSpray™ Mark IV Standard	17H828	24V063	17H845
TexSpray Mark IV ProContractor	17H832	—	17H849
TexSpray Mark V Standard / TexSpray 5900 HD	17H829	249189	17H846
TexSpray Mark V ProContractor / TexSpray 5900 HD	17H833	17K475	17H850
TexSpray Mark V IronMan	17H836	17K475	17H850
TexSpray Mark X Standard	17H831	17A578	17H848
TexSpray Mark X ProContractor / TexSpray 7900 HD ProContractor	17H835	17A578	17H852
TexSpray 7900 HD Standard	25E689	17A578	17H852
TexSpray 7900 HD IronMan / TexSpray Mark X IronMan	17H837	17A578	17H852

***Learn more at [graco.com/accessories](http://graco.com/accessories)***



## EVERY PART COUNTS

Replacement parts are often purchased solely on the basis of price. However, the small amount of money saved will ultimately put your performance and your business at risk.

### Why Demand Genuine Graco Parts?

#### TIME AND MONEY

Cheaper parts ultimately cost you more time and money in extra repair costs, extra labor hours, etc.

#### PERFORMANCE AND RELIABILITY

Only genuine Graco parts deliver the legendary Graco standard of performance and the lowest downtime.

#### SAFETY

One non-Graco part can lead to injury and downtime. Graco parts deliver best possible quality to deliver safest experience.

#### WARRANTY

Warranty conditions only remain valid with genuine Graco parts. Defects or damage caused by non-Graco parts are not covered.

*See your local Graco Distributors for country specifics.  
See printed product warranty for complete warranty terms and conditions.*

### How to Recognize Genuine Graco Parts

#### ENGRAVED GRACO LOGO

The Graco logo is engraved on most of our piston rods, tubes, and sleeves.

#### HOLOGRAPHIC STICKER

A holographic sticker is always on the packaging of a genuine Graco repair kit.

#### GRACO QUALITY YOU CAN FEEL

Genuine Graco parts are built tough and feel more robust than other manufacturers' parts.



**gracopartsbook.com**

*The fast and easy way to look up common Graco parts.*



Every Graco purchase comes with A+ Customer Service.

Questions?

Call (844) 241-9499

**For more information visit [graco.com](http://graco.com)**

©2020 Graco Inc. 344386E 4/20 All written and visual data contained in this document are based on the latest product information available at the time of publication. Graco reserves the right to make changes at any time without notice. Trademarks are referenced herein for identification purposes only. All trademarks are the property of their respective owners. Product covered by issued and pending patents, see [graco.com/patents](http://graco.com/patents)